



DermadenTM

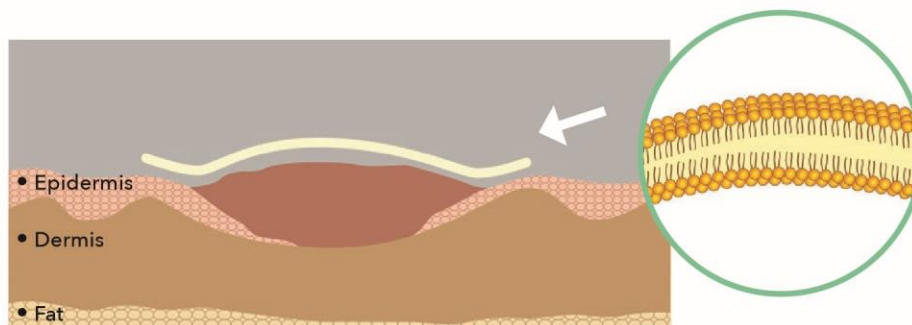
Innovative biological dressing
cream for wound
management⁽¹⁾

DermadenTM

A novel formula stimulating natural tissue regeneration ⁽²⁾

- **DermadenTM** is a novel biological dressing cream consisting of natural ingredients*
- Applying **DermadenTM** on wounds generates a **Natural Matrix Bio-Polymer Membrane (NMBM)** which creates the optimal environment for wound auto-debridement and regeneration by:

DermadenTM acts as a biological dressing on wounds:



Anti
microbial
environment

Lower pH
within
the wound

Increased
osmolality

- Optimal environment for the tissue natural debridement and stimulates skin regeneration

Facilitating wound healing

DermadenTM - Safety Profile ^(3,4)

- No severe adverse reactions were observed during to the clinical trial ⁽³⁾
- In another clinical trial conducted by the Israeli Institution for Skin Research and aimed to determine the hypersensitivity of **DermadenTM** in 50 patients over a 6 week period **no dermal irritation and/or sensitization was observed** ^(4, b)

Dermaden - Easy Administration ⁽⁵⁾

- **DermadenTM** should be applied one to two times a day
- Usage on wounds is carried out simply, easily and painlessly

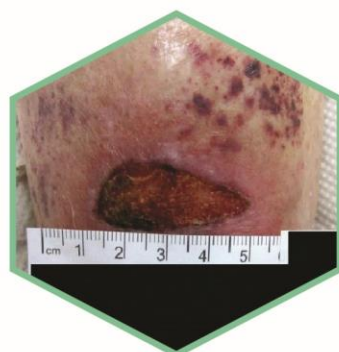
* Waxes, sugar, osmoregulators, fatty and amino acids

Dermaden - Proven Clinical Efficacy^(3, a)

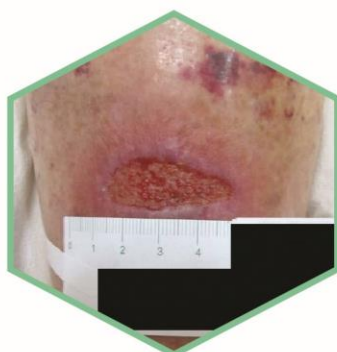
A Randomized, parallel group, controlled pilot study, assessed the safety and efficacy of **Dermaden™**.

Study was conducted at the Sheba Medical center.

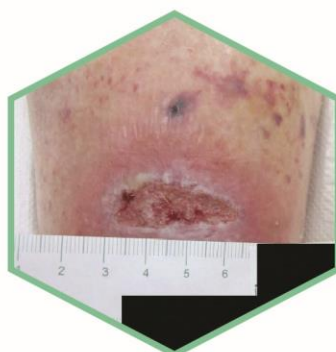
Representative pictures of wound treatment with **Dermaden™** :



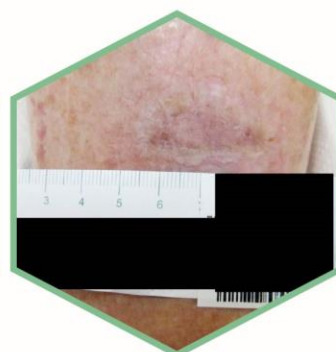
Week 0



Week 2



Week 4



Week 6



Week 0



Week 2



Week 3



Week 4



Week 0



Week 1



Week 3



Week 5

^a A randomized, parallel group, controlled pilot study assessed the efficacy and safety in the treatment of subjects (n=29) with post-erysipelas and venous leg ulcers. The aim of the study was to test whether NMBM is effective as an adjunctive therapy to the treatment of venous stasis and post-erysipelas leg ulcers. A total of 29 patients were recruited, 17 were randomized for the treatment group and 12 to the control group. Control treatments consisted of various dressings according to the stage of the ulcer: Tenderwet active, Tenderwet, Tielle, Jelonet, Versiva, Biatain, Granugel, silvercel, Area and volume of the ulcer were measured for each patient at visits 2, 3 and 4. Both in NMBM and in the control group, the ulcer's area decreased from baseline to week 4. There is a tendency for increased rate of ulcer closure in NMBM group. The study was conducted at The Department of Dermatology and Sheba Cancer Research Center. February 2013.

^b The aim of the study was to determine the sensitizing properties of Dermaden™ Raise Repeated Insult Patch over a 6 week period (n=50). The Study was conducted by the Institution for Skin Research, Israel. Feb 2007.

DermadenTM

- A

novel biological dressing with

(3)

demonstrated clinical efficacy
for wound management ⁽¹⁾

DermadenTM

**HARD WOUNDS. EASY
MANAGEMENT.**

Indications:

Wounds, inclusive of pressure sores, diabetic foot wounds, burns
and necrosis ⁽¹⁾.

References:

1. MoH approval (AMAR). (July 2016).
2. Data on file. Method of Action.
3. Data on file. The Department of Dermatology and Sheba Cancer Research Center,
Sheba Medical Center Tel Hashomer, Israel. Feb 2013.
4. Data on file. The Institution for Skin Research, Israel. Feb 2007.
5. DermadenTM – Patient's Leaflet. Jan 2017.

About Aigis-Labs

Aigis-Labs is a company dedicated to advanced wound management and skin care. Having our flagship product – DermadenTM with its revolutionary patented formula and a promising product pipeline, we desire to improve our patient's quality of life and assist physicians in wounds and burns management.

For more information please contact us: support@healmonycare.com

